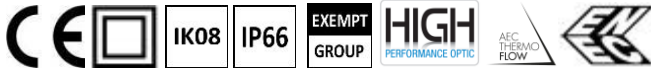


GALILEO 3 TUNNEL EB

MAIN CHARACTERISTICS

Applications	Tunnel lighting.
Optic	ASC: Multi-focal asymmetric optic with adjustable emission for reinforcement lighting. SS: Multi-focal symmetric optic for tunnel permanent lighting. Colour temperature: 5700K (4000K optional) CRI ≥ 70 Photobiological safety class: EXEMPT GROUP LED source efficiency: 168 lm/W @ 525mA, Tj=85°C, 5700K
Insulation class	I - II
Protection degree	IP66 IK08
LED Modules	Removable / Replaceable optical unit
Tilt Angle	See dimensional drawings section
Dimensions	
Weight	
Exposed surface	
Mounting	
Gear tray	Separated box with IP66/68 quick release connectors. Mounting over luminaire body with integrated flanges.
Operating temp.	-40°C / +50°C (525mA) -40°C / +35°C (700mA)
Storage temp.	-40°C / +80°C
Main reference standards	EN 60598-1, EN 60598-2-3, EN 62471, EN 55015, EN 61547, EN 61000-3-2, EN 61000-3-3

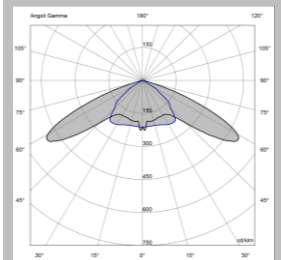


ELECTRICAL CHARACTERISTICS

Rated voltage	220÷240V 50/60Hz <i>(Standard tolerance +/-10%, other voltages and tolerances upon request)</i>
LED current	525mA, 700mA
Power factor	>0,9 (at full load)
Mains connection	Cable FG7-OM1 0.6/1kV 2/3x1,5 mm ² L=1,5 mt Optional: FTG10-OM1 0.6/1kV 2/3x1,5 mm ² L=1,5 mt Plug IEC309 2P+T 16A IP67
Control system	F: Fixed power not dimmable. DB: Dual Power with control wire. DALI: Digital dimming interface DALI. PLM: Power Line single point communication system. FLC: Constant light flux.
Surge protection	SPD integrated 10kV-10kA, type II, with LED signal and thermo fuse to disconnect load at the end of life. (only CL. I)
Optical unit lifetime (Tq=25°C, 700mA)	≥100.000hr L90B10 ≥100.000hr L90, TM-21

MATERIALS

Fixing	Stainless steel AISI 304 (AISI 316L optional) with plastic spacers to avoid galvanic corrosion.
Heat-sink	Die-cast aluminium UNI EN1706 with low copper content.
Body	Powder painted.
Gear tray	Anodized aluminum (body). Die-cast aluminum (caps).
Optic	99.85% aluminium with a surface finish in 99.95% with vacuum-sealed deposition. Alluminum grade class A+ (DIN EN 16268).
Screen	Flat tempered glass, 4mm thickness.
Cable gland	Metallic, M20x1,5 – IP68
Gasket	Polyurethane
Colour	Graphite Cod. 01



SS-6W Optic

All the published photometrical data has been obtained according to EN 13032-1

LUMINAIRE	OPTICS	LED Current (mA)	RATED LUMINAIRE FLUX ¹ (Tq=25°C, 5700K, lm)	RATED LUMINAIRE POWER ¹ (Tq=25°C, Vin=230Vac, F / DA / DAC, W)	LUMINAIRE EFFICACY (Tq=25°C, lm/W)	RATED LED FLUX ² (Tj=85°C, 5700K, lm)	RATED LED POWER ² (Tj=85°C, W)
Galileo 3 Tunnel EB 0F6 6.5-7M	SS-6A	525	34640	266	130	41309	245
Galileo 3 Tunnel EB 0F6 6.5-8M	SS-6M	525	38660	304	127	47210	280
Galileo 3 Tunnel EB 0F6 6.5-9M	SS-6W	525	43070	342	126	53112	315
Galileo 3 Tunnel EB 0F6 6.7-7M	SS-6A	700	42530	356	119	52290	332
Galileo 3 Tunnel EB 0F6 6.7-8M	SS-6M	700	47410	404	117	59760	380
Galileo 3 Tunnel EB 0F6 6.7-9M	SS-6W	700	52850	454	116	67230	427
Galileo 3 Tunnel EB 0F6 6.5-7M	SS-7A	525	33630	262	128	41309	245
Galileo 3 Tunnel EB 0F6 6.5-8M	SS-7M	525	37540	302	124	47210	280
Galileo 3 Tunnel EB 0F6 6.5-9M	SS-7W	525	41820	336	124	53112	315
Galileo 3 Tunnel EB 0F6 6.7-7M	SS-7A	700	41300	350	118	52290	332
Galileo 3 Tunnel EB 0F6 6.7-8M	SS-7M	700	46030	404	114	59760	380
Galileo 3 Tunnel EB 0F6 6.7-9M	SS-7W	700	51310	450	114	67230	427
Galileo 3 Tunnel EB 0F6 6.5-7M	ASC-4W	525	35430	262	135	41309	245
Galileo 3 Tunnel EB 0F6 6.5-8M		525	39210	302	130	47210	280
Galileo 3 Tunnel EB 0F6 6.5-9M		525	43890	336	131	53112	315
Galileo 3 Tunnel EB 0F6 6.7-7M	ASC-4W	700	43520	350	124	52290	332
Galileo 3 Tunnel EB 0F6 6.7-8M		700	48070	404	119	59760	380
Galileo 3 Tunnel EB 0F6 6.7-9M		700	53840	450	120	67230	427
Galileo 3 Tunnel EB 0F6 6.5-7M	ASC-5W	525	34790	262	133	41309	245
Galileo 3 Tunnel EB 0F6 6.5-8M		525	38650	302	128	47210	280
Galileo 3 Tunnel EB 0F6 6.5-9M		525	43060	336	128	53112	315
Galileo 3 Tunnel EB 0F6 6.7-7M	ASC-5W	700	42720	350	122	52290	332
Galileo 3 Tunnel EB 0F6 6.7-8M		700	47400	404	117	59760	380
Galileo 3 Tunnel EB 0F6 6.7-9M		700	52830	450	117	67230	427
Galileo 3 Tunnel EB 0F6 6.5-7M	ASC-6W	525	34290	262	131	41309	245
Galileo 3 Tunnel EB 0F6 6.5-8M		525	38100	302	126	47210	280
Galileo 3 Tunnel EB 0F6 6.5-9M		525	42440	336	126	53112	315
Galileo 3 Tunnel EB 0F6 6.7-7M	ASC-6W	700	42110	350	120	52290	332
Galileo 3 Tunnel EB 0F6 6.7-8M		700	46730	404	116	59760	380
Galileo 3 Tunnel EB 0F6 6.7-9M		700	52060	450	116	67230	427
Galileo 3 Tunnel EB 0F6 6.5-7M	ASC-7W	525	33630	262	128	41309	245
Galileo 3 Tunnel EB 0F6 6.5-8M		525	37540	302	124	47210	280
Galileo 3 Tunnel EB 0F6 6.5-9M		525	41820	336	124	53112	315
Galileo 3 Tunnel EB 0F6 6.7-7M	ASC-7W	700	41300	350	118	52290	332
Galileo 3 Tunnel EB 0F6 6.7-8M		700	46030	404	114	59760	380
Galileo 3 Tunnel EB 0F6 6.7-9M		700	51310	450	114	67230	427

The tables above describe the flux and output power of the available versions. These parameters are necessary in order to guarantee a correct comparison of the luminaire performance. In particular, the luminaire efficiency (expressed in lm/W) must be calculated as the ratio between the output luminous flux of the luminaire and the power absorbed by the input power supply unit.

For the sake of completeness the tables also show the data of the nominal flux and power of the used LED.

Note:

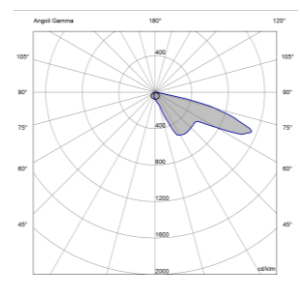
1:Rated data obtained in laboratory

2:Rated data extrapolated from LED manufacturer datasheet.

The characteristics of the product listed above are subjected to change without notice.

They will have to be confirmed in case of order.

Values indicated in this technical sheet are to be considered rated values subject to a tolerance of +/-5%.



ASP-7W Optic

All the published photometrical data has been obtained according to EN 13032-1



LUMINAIRE	OPTIC	LED Current (mA)	INRUSH CURRENT Duration 50%pk (µs)	INRUSH CURRENT Peak (A)	MCB B-Type 10A / 16A / 25A	MCB C-Type 10A / 16A / 25A	SURGE PROTECTION CL.I (CM / DM, kV)	SURGE PROTECTION CL.II (CM / DM, kV)
Galileo 3 Tunnel EB 0F6 6.5-7M	SS-6A	525	330	62	1 / 2 / 4	2 / 4 / 7	10 / 10	8 / 8
Galileo 3 Tunnel EB 0F6 6.5-8M	SS-6M	525	330	62	1 / 2 / 4	2 / 4 / 7	10 / 10	8 / 8
Galileo 3 Tunnel EB 0F6 6.5-9M	SS-6W	525	330	62	1 / 2 / 4	2 / 4 / 7	10 / 10	8 / 8
Galileo 3 Tunnel EB 0F6 6.7-7M	SS-6A	700	330	62	1 / 2 / 4	2 / 4 / 7	10 / 10	8 / 8
Galileo 3 Tunnel EB 0F6 6.7-8M	SS-6M	700	330	62	1 / 2 / 4	2 / 4 / 7	10 / 10	8 / 8
Galileo 3 Tunnel EB 0F6 6.7-9M	SS-6W	700	330	62	1 / 2 / 4	2 / 4 / 7	10 / 10	8 / 8
Galileo 3 Tunnel EB 0F6 6.5-7M	SS-7A	525	330	62	1 / 2 / 4	2 / 4 / 7	10 / 10	8 / 8
Galileo 3 Tunnel EB 0F6 6.5-8M	SS-7M	525	330	62	1 / 2 / 4	2 / 4 / 7	10 / 10	8 / 8
Galileo 3 Tunnel EB 0F6 6.5-9M	SS-7W	525	330	62	1 / 2 / 4	2 / 4 / 7	10 / 10	8 / 8
Galileo 3 Tunnel EB 0F6 6.7-7M	SS-7A	700	330	62	1 / 2 / 4	2 / 4 / 7	10 / 10	8 / 8
Galileo 3 Tunnel EB 0F6 6.7-8M	SS-7M	700	330	62	1 / 2 / 4	2 / 4 / 7	10 / 10	8 / 8
Galileo 3 Tunnel EB 0F6 6.7-9M	SS-7W	700	330	62	1 / 2 / 4	2 / 4 / 7	10 / 10	8 / 8
Galileo 3 Tunnel EB 0F6 6.5-7M	ASC-4W	525	330	62	1 / 2 / 4	2 / 4 / 7	10 / 10	8 / 8
Galileo 3 Tunnel EB 0F6 6.5-8M		525	330	62	1 / 2 / 4	2 / 4 / 7	10 / 10	8 / 8
Galileo 3 Tunnel EB 0F6 6.5-9M		525	330	62	1 / 2 / 4	2 / 4 / 7	10 / 10	8 / 8
Galileo 3 Tunnel EB 0F6 6.7-7M	ASC-4W	700	330	62	1 / 2 / 4	2 / 4 / 7	10 / 10	8 / 8
Galileo 3 Tunnel EB 0F6 6.7-8M		700	330	62	1 / 2 / 4	2 / 4 / 7	10 / 10	8 / 8
Galileo 3 Tunnel EB 0F6 6.7-9M		700	330	62	1 / 2 / 4	2 / 4 / 7	10 / 10	8 / 8
Galileo 3 Tunnel EB 0F6 6.5-7M	ASC-5W	525	330	62	1 / 2 / 4	2 / 4 / 7	10 / 10	8 / 8
Galileo 3 Tunnel EB 0F6 6.5-8M		525	330	62	1 / 2 / 4	2 / 4 / 7	10 / 10	8 / 8
Galileo 3 Tunnel EB 0F6 6.5-9M		525	330	62	1 / 2 / 4	2 / 4 / 7	10 / 10	8 / 8
Galileo 3 Tunnel EB 0F6 6.7-7M	ASC-5W	700	330	62	1 / 2 / 4	2 / 4 / 7	10 / 10	8 / 8
Galileo 3 Tunnel EB 0F6 6.7-8M		700	330	62	1 / 2 / 4	2 / 4 / 7	10 / 10	8 / 8
Galileo 3 Tunnel EB 0F6 6.7-9M		700	330	62	1 / 2 / 4	2 / 4 / 7	10 / 10	8 / 8
Galileo 3 Tunnel EB 0F6 6.5-7M	ASC-6W	525	330	62	1 / 2 / 4	2 / 4 / 7	10 / 10	8 / 8
Galileo 3 Tunnel EB 0F6 6.5-8M		525	330	62	1 / 2 / 4	2 / 4 / 7	10 / 10	8 / 8
Galileo 3 Tunnel EB 0F6 6.5-9M		525	330	62	1 / 2 / 4	2 / 4 / 7	10 / 10	8 / 8
Galileo 3 Tunnel EB 0F6 6.7-7M	ASC-6W	700	330	62	1 / 2 / 4	2 / 4 / 7	10 / 10	8 / 8
Galileo 3 Tunnel EB 0F6 6.7-8M		700	330	62	1 / 2 / 4	2 / 4 / 7	10 / 10	8 / 8
Galileo 3 Tunnel EB 0F6 6.7-9M		700	330	62	1 / 2 / 4	2 / 4 / 7	10 / 10	8 / 8
Galileo 3 Tunnel EB 0F6 6.5-7M	ASC-7W	525	330	62	1 / 2 / 4	2 / 4 / 7	10 / 10	8 / 8
Galileo 3 Tunnel EB 0F6 6.5-8M		525	330	62	1 / 2 / 4	2 / 4 / 7	10 / 10	8 / 8
Galileo 3 Tunnel EB 0F6 6.5-9M		525	330	62	1 / 2 / 4	2 / 4 / 7	10 / 10	8 / 8
Galileo 3 Tunnel EB 0F6 6.7-7M	ASC-7W	700	330	62	1 / 2 / 4	2 / 4 / 7	10 / 10	8 / 8
Galileo 3 Tunnel EB 0F6 6.7-8M		700	330	62	1 / 2 / 4	2 / 4 / 7	10 / 10	8 / 8
Galileo 3 Tunnel EB 0F6 6.7-9M		700	330	62	1 / 2 / 4	2 / 4 / 7	10 / 10	8 / 8

NOTE 1: The number of luminaires under a three-phase MCB is calculated multiplying by 3 the number in the table. These values are based on data declared by power supply manufacturer and tested on worst case MCB model. An inrush current limiter (i.e. Finder SSR 77.11.x.xxx.8250 (15A) or 77.31.x.xxx.8050 model (30A)) can improve the max.number of luminaire under the MCB

NOTE 2: Power supply manufacturer never did any considerations about 50A or 63A MCB. So we can't declare anything about using of MCB higher than 25A.



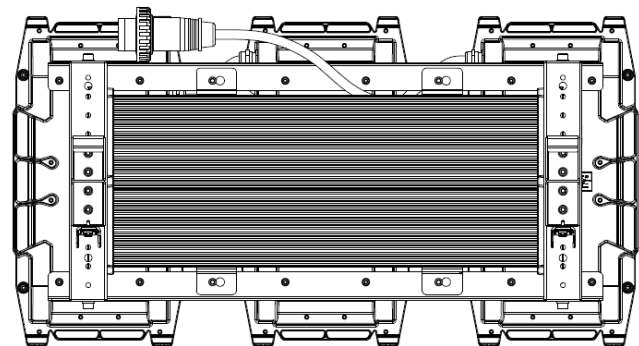
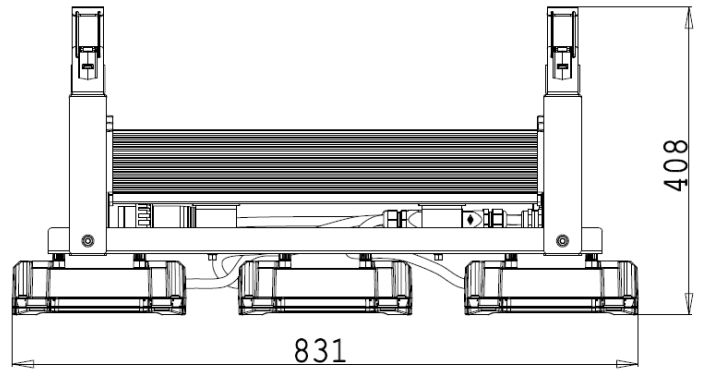
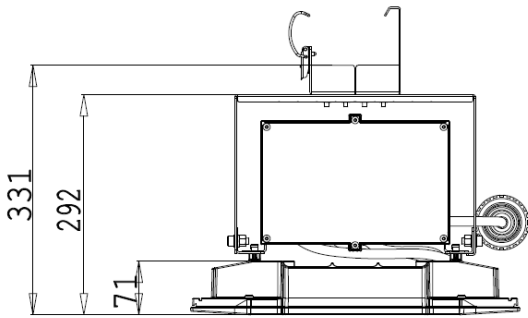
GALILEO 3 EB

DIMENSIONAL DRAWINGS

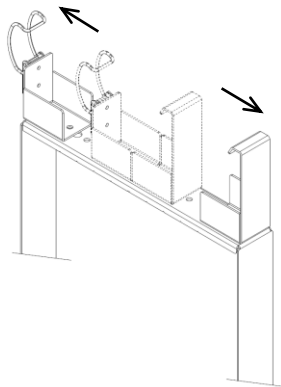
WEIGHT WITHOUT FIXING FLANGE: 27.5 kg

SIDE SURFACE: 0.16 m²

TOP SURFACE: 0.31 m²



FIXING FLANGE



Adjustable fixing flange for cable channel
100x75mm up to 300x75mm.
Tilt angle on request.

1.8 kg

